



Role of networks in mobilizing successful project proposals

BIC Regional Platform and Funding Database

BIOEAST, 28 April 2022

National and regional collaboration key for our sector

Since many years, BIC is active at national and regional level



Bioeconomy regions in Europe

November 2017

2.1. Bio-based residue: availability and use
2.1.1. Agricultural residues

Data from the Estonian statistical institute data show production and loss for several kinds of agricultural biomass:

Crop residue	Production	Loss	Period
Dry pulps	1232200	123220	2015/2016
Straw	11423	1142	2013/2014
Wheat	69842	6984	2016/2017
Barley	66369	6636	2014/2015
Oat	6098	609	2014/2015
Unfortunatly, information about waste/residual streams is only available in aggregate form	156420	15642	2014/2015
		1564	2016/2016

2012
2013
2014
2015
2016
2017
2018

2122
777
16226
92768

BIC country reports

ZERO WASTE EUROPE
Bio-based Industries Consortium

Biowaste generation in the EU: Current capture levels and future potential



Biowaste study

BIC bioeconomy platform launched in 2020


Digital partnering platform to connect BIC members & European regions



Digital partnering platform



based on profiles



INSTITUTION

About

Description

Members

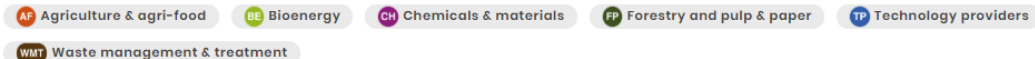
Bioeconomy strategy

Currently, the region is implementing the RIS3 strategy. Accessing the following link <http://www.adrnordest.ro/index.php?page=RIS3-Nord-Est-2014-2020&language=1> you can find more information about RIS3 strategy.

Financial incentives available for bio-based investment

R&D 0% income tax for employees 0% income tax for R&D companies for the next 10 years Deduction of R&D eligible expenses: • Depreciation of R&D equipment, salaries for R&D personnel; • 50% of these expenses can be deducted from the taxable income IT&C 0% income tax for employees Eligibility criteria: • Bachelor's degree in one of the 14 technical specializations available; • The employee is hired on a software engineer/programmer/software analyst position; • Annual revenue per exempted employee must be over USD 10 000. OTHER 0% profit tax for the reinvested profit in new technological equipment used for business purposes • If a company benefits from an exemption on the income tax for reinvestment it will not benefit from accelerated depreciation. STATE AID – GD 807/ 2014 The State Aid Scheme 807/2014 has a budget of EUR m 900 foreseen for the 2014-2020 period. It aims at supporting major CAPEX investment. ELIGIBLE COSTS • Construction of new buildings • Renting costs for existing buildings • CAPEX aimed at technical installations and tools • Acquisition of intellectual property ELIGIBILITY CRITERIA FOR INVESTMENTS • Minimum value: EUR 1 million investment • To be viable and determine the operational efficiency of the company • To prove the stimulating effect of the state aid • To generate contributions to regional development • To facilitate extra investments in the region ELIGIBILITY CRITERIA FOR COMPANIES • Net profitability for existing companies: > 0% • Equity for new companies ≥ RON 100,000

Types of industry sectors interested in attracting investment from



Market sectors interested in

Automotive; Agri-food; IT&C; Tourism; Manufacture; Wood processing (furniture, timber);

Feedstock 1

Hardwood

Tonnes produced per year

626,000

Feedstock 2

Softwood

Tonnes produced per year

3,544,000

Feedstock 3

Sawdust

Tonnes produced per year

247,604

BIC bioeconomy platform

www.bioeconomy-regions.eu



BIC's new bioeconomy platform

What are the benefits?

Regions

- Key regional data visible to matchmake with new industrial partners
- Identify synergies with other European regions
- Make first contact with new industrial partners via the platform
- Pitch projects or project proposals and attract the right industry partner
- Stimulate investment in new, local value chains



Bio-based industry

- Key industry data visible to matchmake with new regional partners
- Make first contact with new regional partners via the platform
- Pitch projects or project proposals and attract the right region
- Access new sources of finance for bio-based investment
- Access alternative sources of finance for for highly ranked, but unsuccessful EU funding proposals

BIC's new bioeconomy platform

Some key supporters



European Committee
of the Regions


European Committee of Regions

"The CoR has also stated that platforms such as the Bio-Based Industries Consortium, able to maximise the potential of the findings and knowledge acquired and to combine local and regional initiatives, can promote bioeconomy processes effectively".



BIOEAST – 12 CEE EU members

"...raising awareness and strengthening the local and regional dimension is a priority. The engagement and involvement of local authorities, local industrial and academic partners in future partnerships is vital. The digital platform initiated by BIC could serve a powerful tool in engaging regions and industrial partners."



ERRIN, Vanguard Initiative, ECRN...

ERRIN, the Vanguard Initiative and the European Chemical Regions Network (ECRN) and other organisations have actively supported in raising visibility of the platform and through mobilising their member regions to participate



Next step: BIC's new regional funding database

36 regions initially, project commissioned to external service provider

How to access public funding for **bio-based projects/investments** at regional level:

1. **Overview of possible public funding**, both EU and national/regional, and their funding rules for bio-based projects/investments;
2. Show **different options** to finance their projects e.g. combined funding and cascade funding;
3. Funding **targeted at advanced bio-based projects** in the EU, focusing on: new innovative, first-of-a-kind production plant (TRL 7-8), and investments in a new biorefinery or extension of an existing plant (TRL 9).

Building blocks of the 'living' database

What kind of information is relevant? And how did we collect it?

Item	Explanation	Source(s)
Level	European, national or regional. (* In the factsheet we defined European programs co-managed and co-financed by the EU member states and/or their regions as "regional / national" funding.	Survey / Factsheet Deskresearch
Country		Survey Deskresearch
Region		Survey Deskresearch
Name of the instrument		Survey / Factsheet Deskresearch
Weblink instrument		Survey / Factsheet Deskresearch
Type of instruments	For the sake of simplicity, we divide these types into 4 basic categories: <ol style="list-style-type: none"> 1) grants & subsidies (also to overcome different interpretations of grants and subsidies)* 2) financing (equity, repayable advance, loans, guarantees, etc.) 3) tax deductions 4) non-financial support (such as mentoring support) (* In the survey we defined grants as sums that usually do not have to be repaid but are to be used for defined purposes. Subsidies, on the other hand, refer to direct contributions, tax breaks and other special assistance that governments provide businesses to offset operating costs over a lengthy time period.	Survey / Factsheet Deskresearch

Example: How does the database look like

Database must remain manageable. Two up-dates per year

Region	Name of the instrument	Link	Type of instrument	Objective	Status of program; Procedure (based calls or permanently open for proposals)	Beneficiaries & support (Note: additional eligibility criteria /other conditions apply)
Aarhus	Green Development and Demonstration Program (GUDP)	Link	Grants & subsidies	Development & demonstration of technology solving challenges within the food and agriculture industry.		Beneficiaries: - food industry; located in DK Support: - 0.25-15m DKK for development and demonstration projects - 0.25-2m DKK (max. 50% of the eligible costs) for network projects
Aarhus	Environmental Technology Development and Demonstration Program (MUDP)	Link	Grants & subsidies	Development, testing and demonstration of environmentally efficient technology /new environmental technology on full-scale facilities or for new construction projects		Beneficiaries: - all companies; located in DK Support: - variable on project size (2021: 5-10m DKK for large test and demonstration projects / 0.5 DKK for SMEs)
Aarhus	Danish Innovation Fund, Grand solutions	Link	Grants & subsidies	Large scale research, development and/or commercialization of new products & processes		Beneficiaries: - all companies in Denmark and abroad Support: - 5-30m DKK - rate: 35-75% for SMEs & 25-65% for large companies
Aarhus	Development programme for Bioeconomy in Central Denmark	To be added	Grants & subsidies	Development of bioeconomy		Beneficiaries: - Support: -
Andalucia	National Operational Program ERDF	To be added	Grants & subsidies	Regional (economic) development	Program pending; Calls	Beneficiaries: - Support: -
Andalucia	Regional Operational Program EAFRD (nationally administered)	To be added	Grants & subsidies	Rural development incl innovation in agriculture	Program pending; Calls	Beneficiaries: - Support: -
						Beneficiaries:

BIC FUNDING DATABASE: ACCESS VIA A SEARCH TOOL

What to expect next?



Launch – 18 May

- We will launch the BIC regional funding database search tool at our BIC General Assembly on 18 May
- All members of the BIC regional platform have access to the search engine

BIC General Assembly & Industry Networking Event

18 May 2022

10:30 – 17:30 CET

The Hotel Brussels

Boulevard de Waterloo 38 – 1000 Brussels

“Grand Ballroom” (1st floor)

16.00 – 17.15

The EU Regions – a driver for innovation and economic resilience

- → Welcome and Intro (Marco Rupp, BIC)
- → Key note: **A. Tzitzikostas** - President of the European Committee of the Regions
- → Live Kick-off and presentation of BIC search tool for “funding in the regions database” (Marco Rupp, BIC, and B. Koopmans, Idea Consult)
- → Panel discussion



New regions expected to join

Regions can still participate in the platform by expressing their interest via the external website.

Please contact BIC if your region is interested to join

Thank you

Marco Rupp - marco.rupp@biconsortium.eu

